

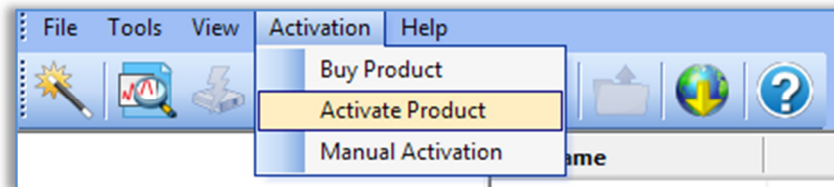
## Disk Doctors Software Activation Manual for WIN

Once the installation of **Disk Doctors Data Recovery Software** is completed, follow these simple steps to activate it. This guide's instruction applies on all windows operating system products of **Disk Doctors Labs Inc.**

### Online Activation:

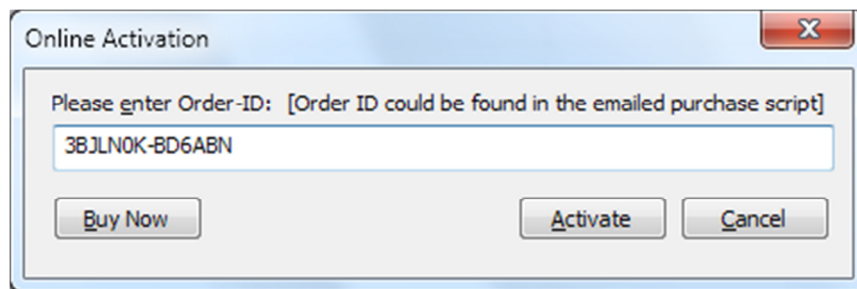
Online activation provides the way to instantly activate the software. Your computer must be connected with the internet.

#### Step 1:



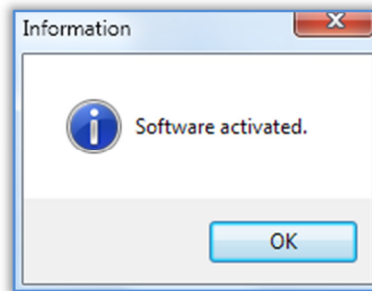
In the **Activation** menu click **Activate Product**. A pop-up will appear on the screen.

#### Step 2:



Enter your **Order-ID** and click the **Activate** button. Order-ID can be found in software purchase receipt email.

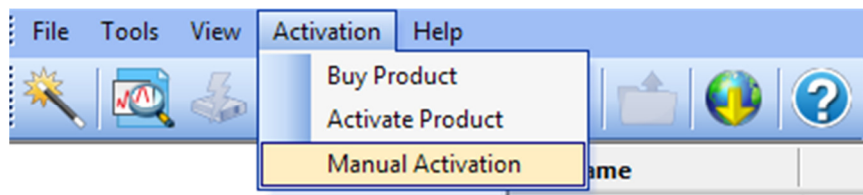
This will display a confirmation message that your “software is activated”. It also sends an email on the address registered with the Order-ID along with activation key. Please keep this email with you because you will be required this activation key on subsequent activation attempts of the software.



### Offline/Manual Activation:

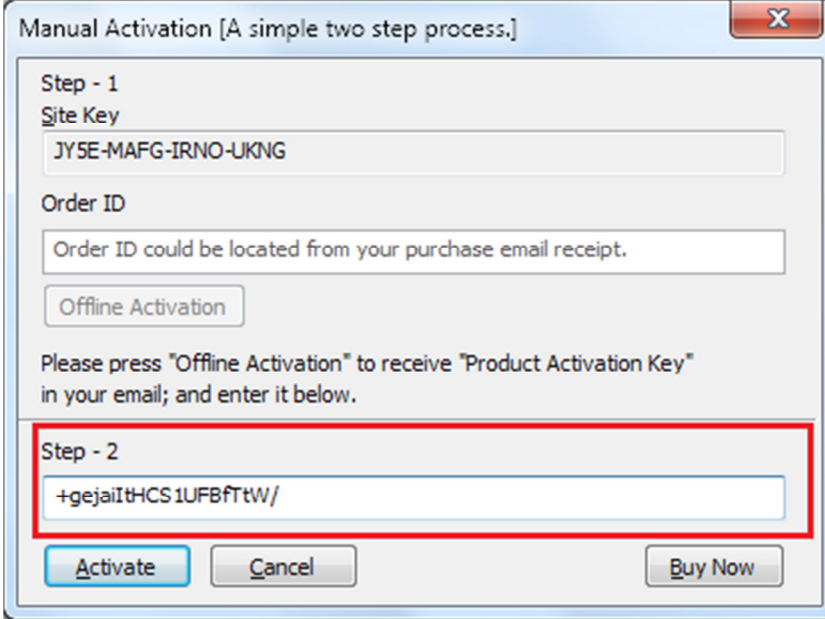
If you have the activation email then you can use the activation key to activate your software offline.

#### Step 1:



In the **Activation** menu click **Manual Activation**. A pop-up will appear on the screen.

## Step 2:



Manual Activation [A simple two step process.]

Step - 1  
Site Key  
JY5E-MAFG-IRNO-UKNG

Order ID  
Order ID could be located from your purchase email receipt.

Offline Activation

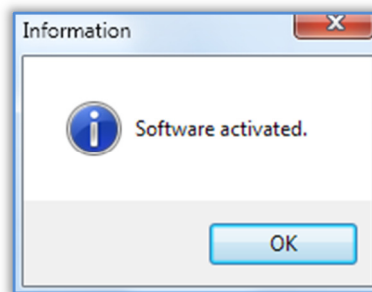
Please press "Offline Activation" to receive "Product Activation Key" in your email; and enter it below.

Step - 2  
+gejaiItHCS1UFBftw/

Activate Cancel Buy Now

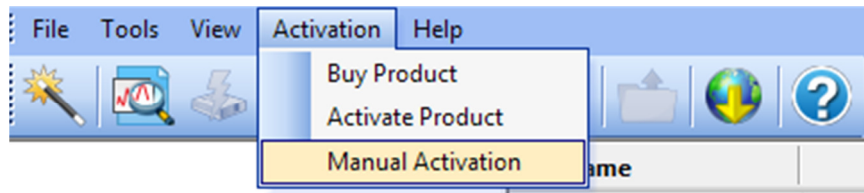
Enter your activation key (copy it from email) and click on **Activate** button.

This will display confirmation message that your "software is activated".



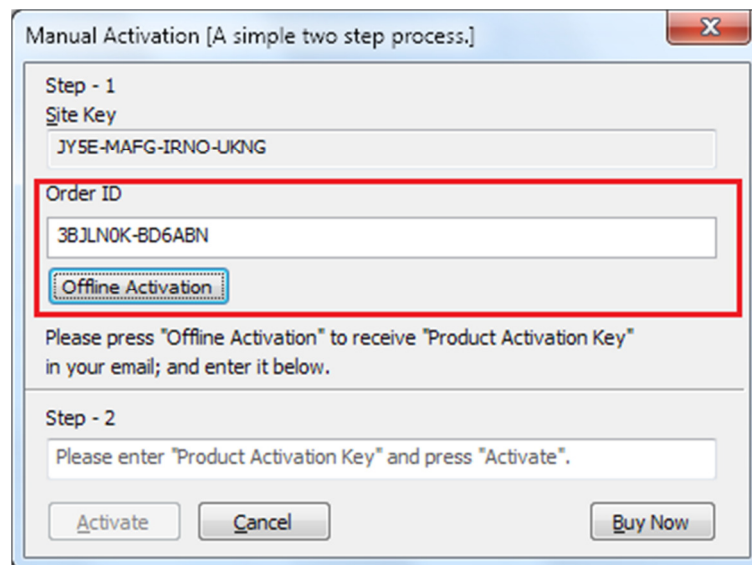
**In case if you loss activation email or you did not receive it on first activation attempt, you can get it again with these simple steps.**

**Step 1:**



In the **Activation** menu click **Manual Activation**. A pop-up will appear on the screen.

**Step 2:**



Enter your **Order-ID** and click on **Offline Activation** button.

This will send an email associated with this Order-ID along with activation key. If email is not sent due to some reasons it will open a webpage where you will be able to enter your software Site Key and Order-ID. Upon submitting this page, it will send activation email again on the address associated with the Order-ID.

# Disk Doctors Software Activation

## DISK DOCTORS ONLINE SOFTWARE ACTIVATION

The License Key has been mailed on the address registered with this Order ID.

Order ID :

Site Code:

**SUBMIT**

If you are unable to activate your software or get the key then please [submit a support ticket here](#)

In case of any issue related to any matter of the software including activation, you can submit a ticket at <http://tickets.diskdoctors.com>